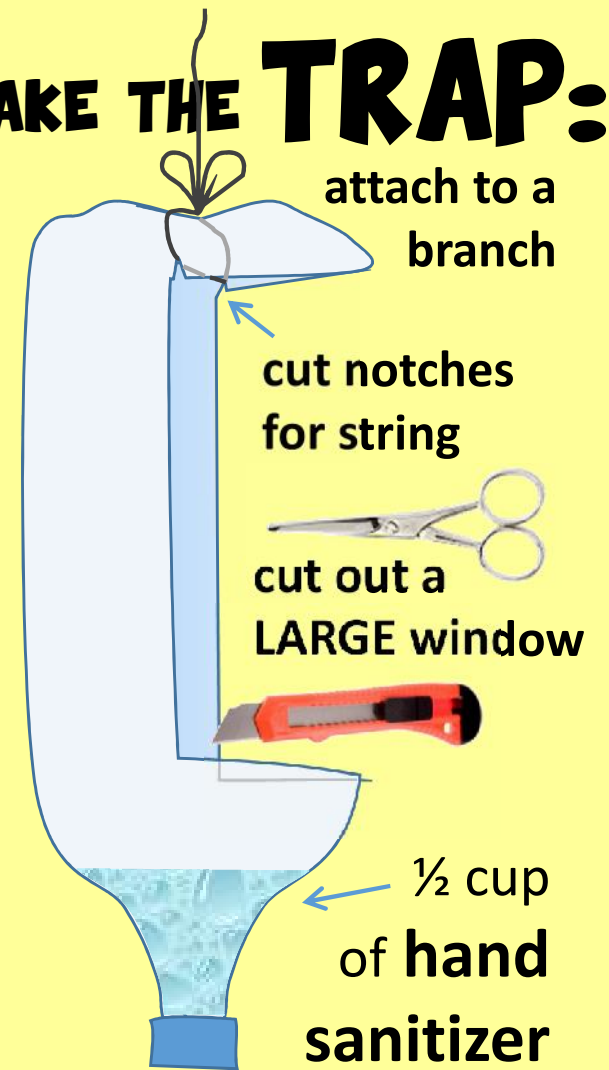


1# GET SUPPLIES:



2# MAKE THE TRAP:

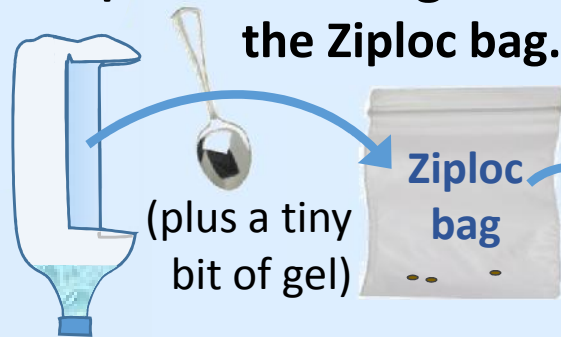


3# CATCH BEETLES

AFTERNOON - Hang up the trap, and wait overnight.

 **NEXT MORNING:**


Scoop all small bugs into the Ziploc bag...



...and into a **FREEZER!**



Near a wooded area



Some beetles are **REALLY** tiny... like poppy seeds!

4# REPEAT 2 AFTERNOONS
Add your samples to the same bag in the freezer, and **SEND THEM TO US** →

READY TO SEND BEETLES?

Go to www.backyardbarkbeetles.org, click **#3**, and get your sample number. Send any bugs, especially the tiny ones! When magnified, they look cool, like this:



Everything you caught.

Not sure if it's a tiny bug or a speck of dust? Throw it in!

A little bit of hand sanitizer

The cheapest (\$5.80) and most reliable way to send your catch is: **USPS® Small Flat Rate Box.** Please don't use any other method.

Send to:

**Backyard Bark Beetles
University of Florida
P.O. Box 110620
Gainesville, FL 32611**

What happens next? An expert will **IDENTIFY** your beetles, add them to the Beetle Map at www.backyardbarkbeetles.org, and notify you by e-mail.